ZEISS Axiocam 305 color

Your Fast 5 Megapixel Microscope Camera for Routine and Research Labs

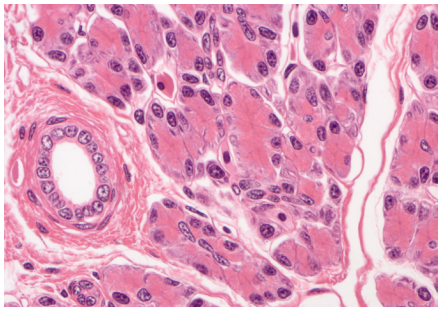

Liver of Amphiuma in brightfield, HE-staining, acquired with ZEISS Axio Imager, objective: EC Plan-NEOFLUAR 20×/0.50



Pure iron in brightfield, reflected light, acquired with ZEISS Axio Observer, objective: EC Epiplan-APOCHROMAT 50×/0.95

Axiocam 305 color is your 5 Megapixel camera for high resolution imaging at fast speeds. With state-of-the-art CMOS Global Shutter technology, you follow and capture samples accurately. Use this fast camera to acquire up to 36 frames per second at full resolution. Cover more of your area of interest with its ⅔" sensor format. Produce great color images on your compound, stereo, or zoom microscope.

Routine Documentation

Thanks to highly sensitive sensor technology and precise camera engineering, your Axiocam 305 color allows the capture of quality color images for a wide range of applications. Acquire great color images or use the optional black & white mode to document basic fluorescence.

Easy to use ZEN imaging software offers an intuitive user interface and robust performance through a simple and fast USB 3.0 connection.

Highlights

- 5 Megapixel CMOS chip sensor
- Fast readout with 36 full frame images per second
- Small 3.45 micron pixels
- Easy USB 3.0 connection
- Global shutter readout avoids CMOS rolling shutter image distortions
- Both color and black & white imaging modes
- Compatible with all ZEISS microscope stands with a camera port
- Fast and efficient operation with ZEN imaging software

ZEISS Axiocam 305 color

Your Fast 5 Megapixel Microscope Camera for Routine and Research Labs

Technical Data	
Sensor Model	Sony IMX 264 Exmor Pregius, CMOS
Sensor Pixel Count	5 Megapixel: 2,464 (H) × 2,056 (V)
Pixel Size	3.45 µm x 3.45 µm
Sensor Size	8.5 mm x 7.1 mm; image diagonal 11.1 mm, equivalent to ⅔" sensor format
Spectral Range	Approx. 400 nm – 720 nm, coated Hoya C5000 IR Cut Filter; RGB Bayer color filter mask
Range of Integration Time	100 µs to 4 s
Live Image	36 frames/s @ max 2,464 × 2,056 pixels
Read-out Mode	Quad-Port readout
Digitization	8 and 12 Bit/Pixel
Interfaces	USB 3.0 SuperSpeed (5 Gbit/s)
Optical Interface	C-Mount (17.5 mm) Recommended Camera Adapters 0.5×, 0.63×, 1.0×
Size (W × H × D) / Weight	10.8 cm × 4.3 cm × 7.8 cm / 580 g
Power Supply	Max. 4 W power consumption through USB 3.0-Bus from PC
Full Well Capacity (typical)	10,500 e^-
Readout Noise (typical)	2.2 e^-
Cooling	Temperature stable at 25 °C for ambient temperatures between 18 °C and 30 °C
Order Number	426560-9030-000

Subsampling	Pixel Count (H × V)	Mode	FPS at 1 ms
1×1	2,464 × 2,056	Color/Mono	36
2×2	1,232 × 1,028	Color/Mono	88
1×1, ROI	2,048 × 2,048	Color/Mono	36
1×1, ROI	1,920 × 1,080	Color/Mono	67
1×1, ROI	1,024 × 1,024	Color/Mono	70
1×1, ROI	512 × 512	Color/Mono	136
1×1, ROI	256 × 256	Color/Mono	255
1×1, ROI	128 × 128	Color/Mono	456

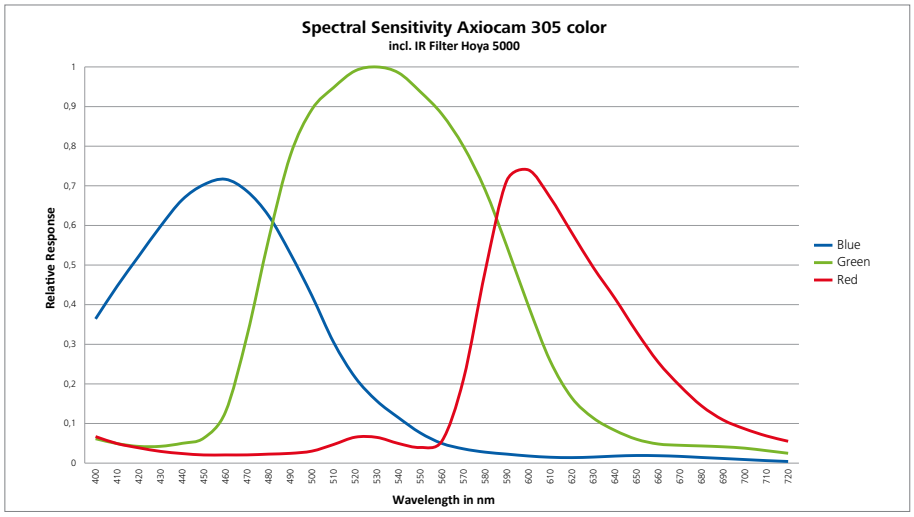

Not all products are available in every country. Use of products for medical diagnostic, therapeutic or treatment purposes may be limited by local regulations. Contact your local ZEISS representative for more information.
EN_40_012_109 | CZ 06-2017 | Design, scope of delivery and technical progress subject to change without notice. | © Carl Zeiss Microscopy GmbH

microscopy@zeiss.com
www.zeiss.com/axiocam305-color